


1. Name of Listed Entity: Sheela Foam Limited
2. Scrip Code/Name of Scrip/Class of Security: 540203
3. Share Holding Pattern Filed under: Reg. 31(1)(b)
4. For the Quarter ended on September 30, 2017

Declaration: The Listed entity is required to submit the following declaration to the extent of submission of information:-

	Particulars	Yes*	No*
1	Whether the Listed Entity has issued any partly paid up shares?		No
2	Whether the Listed Entity has issued any Convertible Securities or Warrants?		No
3	Whether the Listed Entity has any shares against which depository receipts are issued?		No
4	Whether the Listed Entity has any shares in locked-in?	Yes	
5	Whether any shares held by promoters are pledge or otherwise encumbered?		No




Sheela Foam Limited
Table 1 - Summary Statement holding of specified securities

Category	Category of shareholder	Nos. of shareholders	No. of fully paid up equity shares held	No. of Partly paid-up equity shares held	No. of shares underlying Depository Receipts	Total nos. shares held (VII) = (IV)+(V) + (VI)	Shareholding as a % of total no. of shares (calculated as per SCRR, 1957)	Number of Voting Rights held in each class of securities			No. of Shares Underlying Outstanding convertible securities (including Warrants)	Shareholding, as a % assuming full conversion of convertible securities (XI) = (VII)+(X) As a % of (A+B+C2)	Number of Locked in shares		Number of Shares pledged or otherwise encumbered		Number of equity shares held in dematerialised form
								No of Voting Rights		Total as a % of (A+B+C)			No. (a)	As a % of total Shares held (b)	No. (a)	As a % of total Shares held (b)	
(A)	Promoter & Promoter Group	7	41,796,507	-	-	41,796,507	85.68	41,796,507	-		41,796,507	100.00					-
(B)	Public	4,973	6,986,301	-	-	6,986,301	14.32	6,986,301	-	6,986,301	14.32	-	NA	NA	NA	NA	6,986,299
(C)	Non Promoter - Non Public	-	-	-	-	-	-	-	-	-	-	-	NA	NA	NA	NA	-
(C1)	Shares Underlying DRs	-	-	-	-	-	-	-	-	-	-	-	NA	NA	NA	NA	-
(C2)	Shares Held By Employee Trust	-	-	-	-	-	-	-	-	-	-	-	NA	NA	NA	NA	-
Total		4,980	48,782,808	-	-	48,782,808	100.00	48,782,808	-	48,782,808	100.00	-	-	-	-	-	48,782,806



Sheela Foam Limited
Table II - Statement showing shareholding pattern of the Promoter and Promoter Group

Category & Name of the shareholders	PAN	Nos of sharehold ers	No. of fully paid up equity shares held	Partly paid-up equity shares held	No. of shares underlying Depository Receipts	Total nos. shares held (IV)+(V)+(VI)	Shareholdin g % calculated as per SCRR, 1957 As a % of (A+B+C2)	Number of Voting Rights held in each class of securities			No. of Shares Underlying Outstanding convertible securities (including Warrants)	Shareholding, as a % assuming full conversion of convertible securities (as a percentage of diluted share capital)	Number of Locked in shares		Number of Shares pledged or otherwise encumbered		Number of equity shares held in dematerialised form	
								No of Voting Rights	Class eg: X	Class eg: Y			Total	As a % of (A+B+C)	(a)	(b)		(a)
1	Indian																	
(a)	Individuals / Hindu Undivided Family		4	35,221,098	-	-	35,221,098	72.20	35,221,098	-	72.20	36.00	35,221,098	100	-	-	35,221,098	
	Sheela Gautam		1	17,561,880	-	-	17,561,880	36.00	17,561,880	-	36.00	20.41	17,561,880	100	-	-	17,561,880	
	Rahul Gautam		1	9,955,419	-	-	9,955,419	20.41	9,955,419	-	20.41	11.72	9,955,419	100	-	-	9,955,419	
	Narrita Gautam		1	5,715,879	-	-	5,715,879	11.72	5,715,879	-	11.72	4.08	5,715,879	100	-	-	5,715,879	
	Tushaar Gautam		1	1,987,920	-	-	1,987,920	4.08	1,987,920	-	4.08	-	1,987,920	100	-	-	1,987,920	
(b)	Central Government / State Government(s)		-	-	-	-	-	-	-	-	-	-	-	-	-	-	-	
(c)	Financial Institutions / Banks		-	-	-	-	-	-	-	-	-	-	-	-	-	-	-	
(d)	Any Other (Specify)		3	6,575,409	-	-	6,575,409	13.48	6,575,409	-	13.48	13.48	6,575,409	100	-	-	6,575,409	
	Bodhis Corporate		3	6,575,409	-	-	6,575,409	13.48	6,575,409	-	13.48	13.43	6,575,409	100	-	-	6,575,409	
	Polyflex Marketing Private Limited		1	6,551,373	-	-	6,551,373	13.43	6,551,373	-	13.43	0.02	6,551,373	100	-	-	6,551,373	
	Core Mouldings Private Ltd		1	12,018	-	-	12,018	0.02	12,018	-	0.02	0.02	12,018	100	-	-	12,018	
	Rangoli Resorts P Ltd		1	12,018	-	-	12,018	0.02	12,018	-	0.02	0.02	12,018	100	-	-	12,018	
	Sub Total (AY1)		7	41,796,507	-	-	41,796,507	85.68	41,796,507	-	85.68	85.68	41,796,507	100	-	-	41,796,507	
2	Foreign																	
(a)	Individuals (Non-Resident Individuals / Foreign		-	-	-	-	-	-	-	-	-	-	-	-	-	-	-	
(b)	Government		-	-	-	-	-	-	-	-	-	-	-	-	-	-	-	
(c)	Institutions		-	-	-	-	-	-	-	-	-	-	-	-	-	-	-	
(d)	Foreign Portfolio Investor		-	-	-	-	-	-	-	-	-	-	-	-	-	-	-	
(e)	Any Other (Specify)		-	-	-	-	-	-	-	-	-	-	-	-	-	-	-	
	Sub Total (AY2)		-	-	-	-	-	-	-	-	-	-	-	-	-	-	-	
	Total Shareholding Of Promoter And Promoter Group (A)+(AY1)+(AY2)		7	41,796,507	-	-	41,796,507	85.68	41,796,507	-	85.68	85.68	41,796,507	100	-	-	41,796,507	




Sheela Foam Limited
Table III - Statement showing shareholding pattern of the Public shareholder

Category & Name of the shareholders	PAN	Nos of shareholders	No. of fully paid up equity shares held	Partly paid-up equity shares held	No. of shares underlying Depository Receipts	Total nos. shares held	Shareholding % as per SCRR, 1957 As a % of (A+B+C2)	Number of Voting Rights held in each class of securities			No. of Shares Underlying convertible securities (including Warrants)	Shareholding, as a % assuming full conversion of convertible securities (as a % of (A+B+C2))	Number of Locked in shares		Number of Shares pledged or otherwise encumbered		Number of equity shares held in dematerialised form
								Class eg: X	Class eg: Y	Total			No. (a)	As a % of total Shares held (b)	No. (a)	As a % of total Shares held (b)	
(I)	(II)	(III)	(IV)	(V)	(VI)	(VII) = (IV)+(V)+ (VI)	(VIII) As a % of (A+B+C2)	(IX)			(X)	(XI) = (VII)+(X) As a % of (A+B+C2)	(XII)	(XIII)	(XIV)		
1 Institutions																	
(a) Mutual Fund		23	3,806,263	-	-	3,806,263	7.80	3,806,263	-	-	-	7.80	-	-	NA	NA	3,806,263
Sbi Magnum Midcap Fund			895,487	-	-	895,487	1.84	895,487	-	-	-	1.84	-	-	NA	NA	895,487
Sbi Magnum Multiplier Fund			644,489	-	-	644,489	1.32	644,489	-	-	-	1.32	-	-	NA	NA	644,489
(b) Venture Capital Funds		-	-	-	-	-	-	-	-	-	-	-	-	-	-	-	-
(c) Alternate Investment Funds		1	313,932	-	-	313,932	1	313,932	-	-	-	1	-	-	-	-	313,932
(d) Foreign Venture Capital Investors		-	-	-	-	-	-	-	-	-	-	-	-	-	-	-	-
(e) Foreign Portfolio Investor		17	1,364,802	-	-	1,364,802	2.80	1,364,802	-	-	-	2.80	-	-	NA	NA	1,364,802
(f) Financial Institutions / Banks		4	4,467	-	-	4,467	0.01	4,467	-	-	-	0.01	-	-	-	-	4,467
(g) Insurance Companies		-	-	-	-	-	-	-	-	-	-	-	-	-	-	-	-
(h) Provident Funds/ Pension Funds		-	-	-	-	-	-	-	-	-	-	-	-	-	-	-	-
(i) Any Other (Specify)		-	-	-	-	-	-	-	-	-	-	-	-	-	-	-	-
Sub Total (B)(1)		45	5,489,464	-	-	5,489,464	11.25	5,489,464	-	-	-	11.25	-	-	-	-	5,489,464
2 Central Government/ State Government(s)/ President of India																	
Sub Total (B)(2)		-	-	-	-	-	-	-	-	-	-	-	-	-	-	-	-
3 Non-Institutions																	
(a) Individuals																	
i. Individual shareholders holding nominal share capital up to Rs. 2 lakhs.		4,446	296,841	-	-	296,841	0.61	296,841	-	-	-	0.61	-	-	NA	NA	296,839
ii. Individual shareholders holding nominal share capital in excess of Rs. 2 lakhs.		1	245,091	-	-	245,091	0.50	245,091	-	-	-	0.50	-	-	NA	NA	245,091
(b) NBFIs registered with RBI		-	-	-	-	-	-	-	-	-	-	-	-	-	-	-	-
(c) Employee Trusts		-	-	-	-	-	-	-	-	-	-	-	-	-	-	-	-
(d) Overseas Depositories(holding DRs) (balancing figure)		-	-	-	-	-	-	-	-	-	-	-	-	-	-	-	-
(e) Any Other (Specify)		481	954,905	-	-	954,905	1.96	954,905	-	-	-	1.96	-	-	NA	NA	954,905
Trust		1	3,000	-	-	3,000	0.01	3,000	-	-	-	0.01	-	-	NA	NA	3,000
Hindu Undivided Family		189	11,775	-	-	11,775	0.03	11,775	-	-	-	0.03	-	-	NA	NA	11,775
Non Resident Indians (Non Repat)		30	14,440	-	-	14,440	0.03	14,440	-	-	-	0.03	-	-	NA	NA	14,440
Non Resident Indians (Repatriate)		76	23,960	-	-	23,960	0.05	23,960	-	-	-	0.05	-	-	NA	NA	23,960
Cleaning Member		94	22,344	-	-	22,344	0.05	22,344	-	-	-	0.05	-	-	NA	NA	22,344
Bodies Corporate		91	879,386	-	-	879,386	1.80	879,386	-	-	-	1.80	-	-	NA	NA	879,386
Azin Premii Trust			490,117	-	-	490,117	1.00	490,117	-	-	-	1.00	-	-	NA	NA	490,117
Sub Total (B)(3)		4,928	1,496,837	-	-	1,496,837	3.07	1,496,837	-	-	-	3.07	-	-	NA	NA	1,496,835
Total Public Shareholding (B)= (B)(1)+(B)(2)+(B)(3)		4,973	6,986,301	-	-	6,986,301	14.32	6,986,301	-	-	-	14.32	-	-	-	-	6,986,299



Table IV - Statement showing shareholding pattern of the Non Promoter- Non Public shareholder

Category & Name of the shareholders	PAN	Nos. of shares held	No. of fully paid up equity shares held	Partly paid-up equity shares held	No. of shares underlying Depository Receipts	Total nos. Shares held (IV)+(V)+(VI)	Shareholding % as per SCRR, 1957 As a % of (A+B+C2)	Number of Voting Rights held in each class of securities			No. of Shares Underlying Outstanding convertible securities	Shareholding % assuming full conversion of convertible securities (XII)=(VII)+(X) As a % of (A+B+C2)	Number of Locked in Shares		Number of Shares pledged or otherwise encumbered		Number of equity shares held in dematerialised form
								No of Voting Rights Class eg: X	Class eg: Y	Total			Total as a % of (A+B+C)	No. (a)	As a % of total Shares held(b)	No. (a)	
(I) Custodian/DR Holder	(II)	(III)	(IV)	(V)	(VI)	(VII) = (IV)+(V)+(VI)	(VIII) As a % of (A+B+C2)	(IX)		(X)	(XII)=(VII)+(X) As a % of (A+B+C2)	(XIII)		(XIII)		(XIV)	
1 Employee Benefit Trust (under SEBI (Share based Employee Benefit) Regulations, 2014)		-	-	-	-	-	-	-	-	-	-	-	-	-	-	-	
2 Total Non-Promoter- Non Public Shareholding (C)= (C1)+(C2)		-	-	-	-	-	-	-	-	-	-	-	-	-	-	-	



M. Prasad